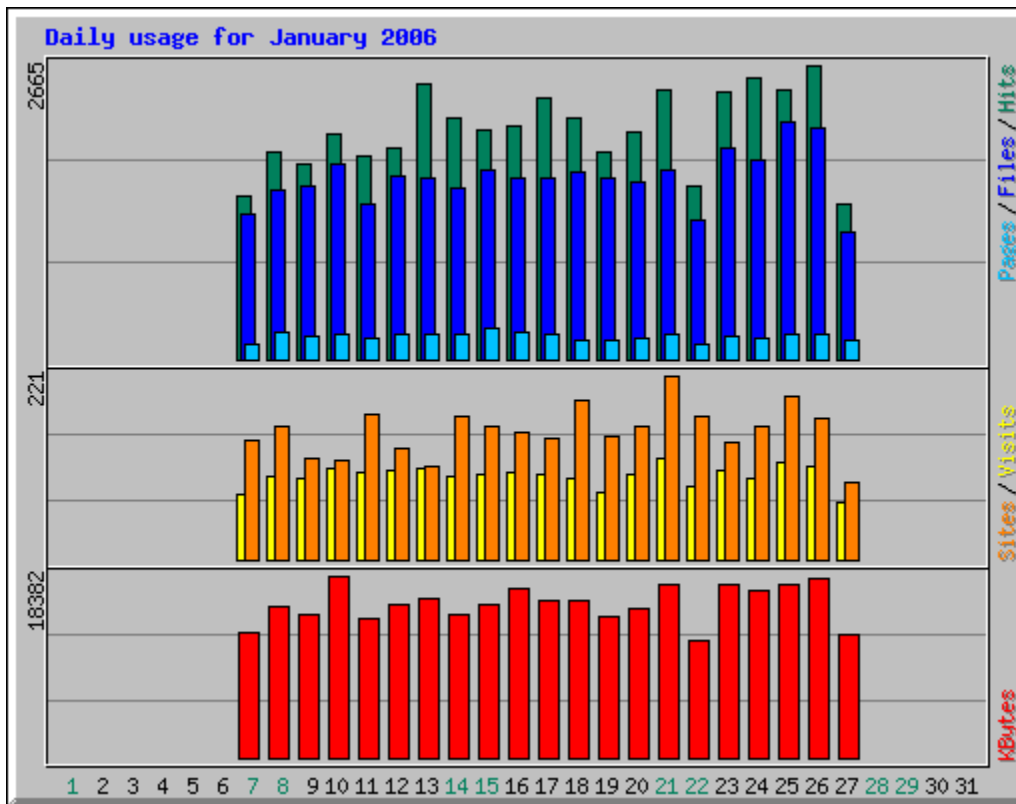


Usage Statistics for southernhighlands.org

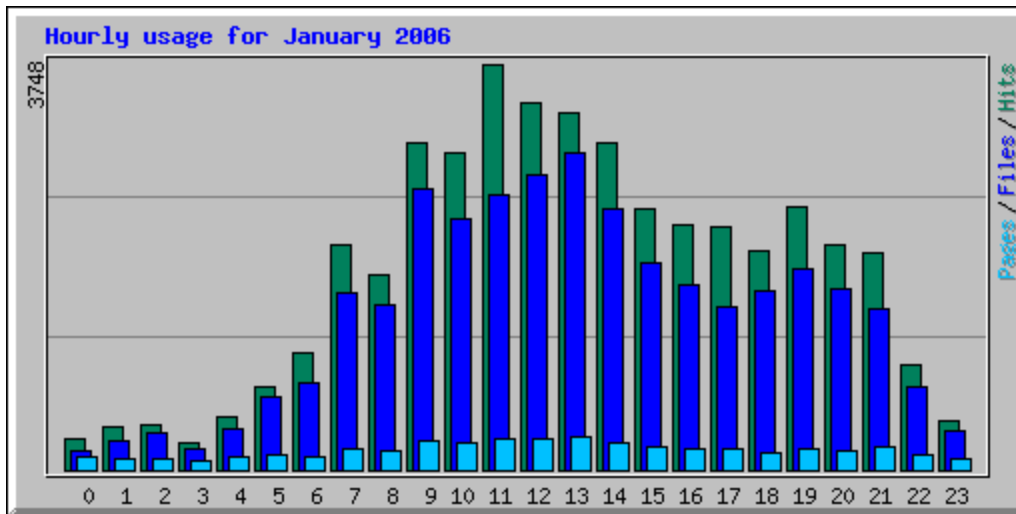
Summary Period: January 2006
Generated 27-Jan-2006 15:17 MST

[\[Daily Statistics\]](#) [\[Hourly Statistics\]](#) [\[URLs\]](#) [\[Entry\]](#) [\[Exit\]](#) [\[Sites\]](#) [\[Referrers\]](#) [\[Search\]](#) [\[Users\]](#) [\[Agents\]](#) [\[Countries\]](#)

Monthly Statistics for January 2006		
Total Hits	43779	
Total Files	34462	
Total Pages	4370	
Total Visits	2097	
Total KBytes	325469	
Total Unique Sites	1603	
Total Unique URLs	95	
Total Unique Referrers	125	
Total Unique Usernames	1	
Total Unique User Agents	292	
	Avg	Max
Hits per Hour	86	594
Hits per Day	2084	2665
Files per Day	1641	2154
Pages per Day	208	273
Visits per Day	99	121
KBytes per Day	15499	18382
Hits by Response Code		
Code 200 - OK	34462	
Code 206 - Partial Content	60	
Code 301 - Moved Permanently	1	
Code 302 - Found	2	
Code 304 - Not Modified	6748	
Code 400 - Bad Request	6	
Code 401 - Unauthorized	3	
Code 404 - Not Found	2478	
Code 405 - Method Not Allowed	1	
Code 408 - Request Timeout	2	
Code 501 - Not Implemented	16	



Daily Statistics for January 2006												
Day	Hits		Files		Pages		Visits		Sites		KBytes	
7	1471	3.36%	1320	3.83%	138	3.16%	79	3.77%	144	8.98%	12573	3.86%
8	1881	4.30%	1528	4.43%	236	5.40%	100	4.77%	160	9.98%	15154	4.66%
9	1767	4.04%	1561	4.53%	202	4.62%	97	4.63%	122	7.61%	14376	4.42%
10	2046	4.67%	1769	5.13%	227	5.19%	110	5.25%	118	7.36%	18382	5.65%
11	1848	4.22%	1412	4.10%	194	4.44%	105	5.01%	173	10.79%	14081	4.33%
12	1920	4.39%	1650	4.79%	227	5.19%	108	5.15%	133	8.30%	15357	4.72%
13	2495	5.70%	1639	4.76%	233	5.33%	109	5.20%	112	6.99%	16047	4.93%
14	2188	5.00%	1546	4.49%	235	5.38%	100	4.77%	172	10.73%	14476	4.45%
15	2079	4.75%	1720	4.99%	273	6.25%	103	4.91%	159	9.92%	15386	4.73%
16	2103	4.80%	1648	4.78%	245	5.61%	104	4.96%	152	9.48%	17142	5.27%
17	2365	5.40%	1645	4.77%	222	5.08%	101	4.82%	145	9.05%	15809	4.86%
18	2180	4.98%	1695	4.92%	171	3.91%	98	4.67%	190	11.85%	15925	4.89%
19	1869	4.27%	1634	4.74%	180	4.12%	81	3.86%	148	9.23%	14330	4.40%
20	2065	4.72%	1613	4.68%	198	4.53%	102	4.86%	159	9.92%	15028	4.62%
21	2445	5.58%	1711	4.96%	227	5.19%	121	5.77%	221	13.79%	17418	5.35%
22	1573	3.59%	1252	3.63%	143	3.27%	87	4.15%	172	10.73%	11784	3.62%
23	2426	5.54%	1921	5.57%	212	4.85%	106	5.05%	141	8.80%	17434	5.36%
24	2554	5.83%	1808	5.25%	199	4.55%	98	4.67%	160	9.98%	16865	5.18%
25	2434	5.56%	2154	6.25%	225	5.15%	116	5.53%	195	12.16%	17384	5.34%
26	2665	6.09%	2088	6.06%	219	5.01%	111	5.29%	170	10.61%	18156	5.58%
27	1405	3.21%	1148	3.33%	164	3.75%	69	3.29%	93	5.80%	12361	3.80%



Hourly Statistics for January 2006												
Hour	Hits			Files			Pages			KBytes		
	Avg	Total	%	Avg	Total	%	Avg	Total	%	Avg	Total	%
0	13	278	0.64%	8	178	0.52%	5	117	2.68%	113	2375	0.73%
1	19	401	0.92%	12	270	0.78%	5	110	2.52%	150	3159	0.97%
2	19	419	0.96%	16	342	0.99%	4	93	2.13%	227	4774	1.47%
3	11	243	0.56%	9	191	0.55%	3	81	1.85%	134	2805	0.86%
4	23	489	1.12%	18	378	1.10%	5	118	2.70%	173	3638	1.12%
5	36	768	1.75%	32	676	1.96%	6	141	3.23%	360	7551	2.32%
6	51	1072	2.45%	38	802	2.33%	5	118	2.70%	388	8139	2.50%
7	98	2074	4.74%	77	1634	4.74%	9	189	4.32%	703	14756	4.53%
8	85	1792	4.09%	72	1515	4.40%	8	168	3.84%	630	13224	4.06%
9	143	3023	6.91%	123	2598	7.54%	12	266	6.09%	1190	24987	7.68%
10	139	2926	6.68%	110	2316	6.72%	11	251	5.74%	1030	21624	6.64%
11	178	3748	8.56%	120	2534	7.35%	13	279	6.38%	1186	24899	7.65%
12	161	3384	7.73%	130	2732	7.93%	13	284	6.50%	1250	26249	8.07%
13	156	3287	7.51%	139	2935	8.52%	14	296	6.77%	1252	26292	8.08%
14	143	3011	6.88%	114	2408	6.99%	12	257	5.88%	997	20937	6.43%
15	114	2413	5.51%	90	1908	5.54%	10	214	4.90%	851	17878	5.49%
16	107	2267	5.18%	81	1714	4.97%	9	198	4.53%	780	16386	5.03%
17	106	2244	5.13%	72	1513	4.39%	9	195	4.46%	719	15096	4.64%
18	96	2018	4.61%	79	1659	4.81%	7	164	3.75%	696	14620	4.49%
19	115	2422	5.53%	88	1862	5.40%	9	201	4.60%	730	15336	4.71%
20	98	2070	4.73%	79	1672	4.85%	8	182	4.16%	768	16137	4.96%
21	95	2007	4.58%	71	1493	4.33%	10	210	4.81%	658	13822	4.25%
22	46	975	2.23%	36	768	2.23%	6	138	3.16%	350	7359	2.26%
23	21	448	1.02%	17	364	1.06%	4	100	2.29%	163	3423	1.05%

Top 10 of 95 Total URLs					
#	Hits	%	KBytes	%	URL
1	1528	3.49%	13866	4.26%	/
2	1246	2.85%	1882	0.58%	/rollover.js

3	1224	2.80%	882	0.27%	/stylesheet.css
4	919	2.10%	150194	46.15%	/PhotoShow2.swf
5	681	1.56%	15351	4.72%	/carolina.htm
6	554	1.27%	71	0.02%	/robots.txt
7	466	1.06%	8517	2.62%	/tennessee.htm
8	274	0.63%	3053	0.94%	/virginia.htm
9	247	0.56%	1945	0.60%	/attractions.htm
10	214	0.49%	2773	0.85%	/brochure_request.php

Top 10 of 95 Total URLs By KBytes					
#	Hits		KBytes		URL
1	919	2.10%	150194	46.15%	/PhotoShow2.swf
2	98	0.22%	22365	6.87%	/img/SHA-MAP.pdf
3	681	1.56%	15351	4.72%	/carolina.htm
4	1528	3.49%	13866	4.26%	/
5	466	1.06%	8517	2.62%	/tennessee.htm
6	274	0.63%	3053	0.94%	/virginia.htm
7	214	0.49%	2773	0.85%	/brochure_request.php
8	247	0.56%	1945	0.60%	/attractions.htm
9	1246	2.85%	1882	0.58%	/rollover.js
10	198	0.45%	1218	0.37%	/map.htm

Top 8 of 8 Total Entry Pages					
#	Hits		Visits		URL
1	1528	3.49%	1222	70.51%	/
2	681	1.56%	137	7.91%	/carolina.htm
3	466	1.06%	97	5.60%	/tennessee.htm
4	247	0.56%	81	4.67%	/attractions.htm
5	198	0.45%	68	3.92%	/map.htm
6	274	0.63%	47	2.71%	/virginia.htm
7	151	0.34%	41	2.37%	/special.htm
8	130	0.30%	40	2.31%	/media.htm

Top 9 of 9 Total Exit Pages					
#	Hits		Visits		URL
1	1528	3.49%	700	42.14%	/
2	681	1.56%	329	19.81%	/carolina.htm
3	466	1.06%	229	13.79%	/tennessee.htm
4	274	0.63%	132	7.95%	/virginia.htm
5	198	0.45%	86	5.18%	/map.htm
6	247	0.56%	78	4.70%	/attractions.htm
7	151	0.34%	68	4.09%	/special.htm
8	130	0.30%	38	2.29%	/media.htm
9	1	0.00%	1	0.06%	/plugins/Webalizers/southernhighlands/usage_200512.html

Top 30 of 1603 Total Sites									
#	Hits		Files		KBytes		Visits		Hostname
1	2040	4.66%	441	1.28%	4323	1.33%	12	0.57%	h-64-236-221-6.turner.com
2	1276	2.91%	1106	3.21%	25726	7.90%	212	10.11%	msnbot.msn.com
3	430	0.98%	104	0.30%	1658	0.51%	2	0.10%	cpe-024-211-175-248.nc.res.rr.com
4	365	0.83%	62	0.18%	1151	0.35%	1	0.05%	208.61.248.50
5	267	0.61%	202	0.59%	2848	0.88%	4	0.19%	cpe-66-69-138-204.houston.res.rr.com
6	248	0.57%	56	0.16%	361	0.11%	2	0.10%	pool-70-16-52-195.syr.east.verizon.net
7	221	0.50%	70	0.20%	987	0.30%	2	0.10%	pcp02989234pcs.frnklv01.nj.comcast.net
8	201	0.46%	48	0.14%	419	0.13%	1	0.05%	pool-70-22-63-32.balt.east.verizon.net
9	198	0.45%	160	0.46%	1503	0.46%	1	0.05%	12.152.3.7
10	198	0.45%	0	0.00%	58	0.02%	0	0.00%	69-168-137-183.clvdoh.adelphia.net
11	197	0.45%	51	0.15%	521	0.16%	1	0.05%	pool-71-113-233-63.hermtx.dsl-w.verizon.net
12	190	0.43%	97	0.28%	937	0.29%	4	0.19%	148.129.71.20
13	178	0.41%	178	0.52%	715	0.22%	1	0.05%	70.152.169.102
14	173	0.40%	51	0.15%	503	0.15%	1	0.05%	69-175-72-198.chvlva.adelphia.net
15	167	0.38%	167	0.48%	906	0.28%	1	0.05%	cpe-71-66-237-230.columbus.res.rr.com
16	166	0.38%	166	0.48%	746	0.23%	1	0.05%	24-181-98-104.dhcp.dctr.al.charter.com
17	164	0.37%	41	0.12%	414	0.13%	1	0.05%	adsl-70-130-141-255.dsl.stlsmo.swbell.net
18	157	0.36%	157	0.46%	829	0.25%	1	0.05%	68-179-145-47.bsr-c10-d1.evv.dhcp.sigecom.net
19	151	0.34%	53	0.15%	517	0.16%	1	0.05%	170-215-185-41.nas2.blu.wv.frontiernet.net
20	142	0.32%	142	0.41%	586	0.18%	1	0.05%	69.247.226.158
21	136	0.31%	81	0.24%	977	0.30%	2	0.10%	12-207-143-83.client.mchsi.com
22	134	0.31%	44	0.13%	203	0.06%	2	0.10%	66-195-220-14.gen.america-connect.net
23	131	0.30%	131	0.38%	469	0.14%	1	0.05%	16-244.119-70.tampabay.res.rr.com
24	128	0.29%	128	0.37%	743	0.23%	1	0.05%	cpe-065-185-221-020.triad.res.rr.com
25	127	0.29%	57	0.17%	559	0.17%	1	0.05%	216-24-65-199.access.naxs.com
26	126	0.29%	33	0.10%	321	0.10%	1	0.05%	h15.67.28.71.ip.alltel.net
27	123	0.28%	43	0.12%	386	0.12%	1	0.05%	ip70-186-208-228.hr.hr.cox.net
28	123	0.28%	49	0.14%	420	0.13%	2	0.10%	pcp03275130pcs.blurdg01.pa.comcast.net
29	122	0.28%	122	0.35%	504	0.15%	28	1.34%	msnbot64041.search.msn.com
30	121	0.28%	35	0.10%	309	0.09%	1	0.05%	nat1.northshorelij.com

Top 10 of 1603 Total Sites By KBytes									
#	Hits		Files		KBytes		Visits		Hostname
1	1276	2.91%	1106	3.21%	25726	7.90%	212	10.11%	msnbot.msn.com
2	2040	4.66%	441	1.28%	4323	1.33%	12	0.57%	h-64-236-221-6.turner.com
3	267	0.61%	202	0.59%	2848	0.88%	4	0.19%	cpe-66-69-138-204.houston.res.rr.com
4	29	0.07%	29	0.08%	2068	0.64%	0	0.00%	cache-mtc-aa07.proxy.aol.com
5	99	0.23%	72	0.21%	1831	0.56%	25	1.19%	crawl-66-249-65-239.googlebot.com
6	14	0.03%	14	0.04%	1687	0.52%	5	0.24%	cache-rtc-ac06.proxy.aol.com
7	430	0.98%	104	0.30%	1658	0.51%	2	0.10%	cpe-024-211-175-248.nc.res.rr.com
8	10	0.02%	8	0.02%	1589	0.49%	0	0.00%	cache-dtc-ae08.proxy.aol.com
9	198	0.45%	160	0.46%	1503	0.46%	1	0.05%	12.152.3.7

Top 30 of 125 Total Referrers		
#	Hits	Referrer
1	20734	47.36% http://www.southernhighlands.org/
2	7265	16.59% - (Direct Request)
3	5832	13.32% http://www.southernhighlands.org/carolina.htm
4	3635	8.30% http://www.southernhighlands.org/tennessee.htm
5	1436	3.28% http://www.southernhighlands.org/virginia.htm
6	916	2.09% http://southernhighlands.org/
7	806	1.84% http://www.southernhighlands.org/attractions.htm
8	695	1.59% http://www.southernhighlands.org/map.htm
9	500	1.14% http://www.southernhighlands.org/brochure_request.php
10	308	0.70% http://www.southernhighlands.org
11	266	0.61% http://southernhighlands.org/tennessee.htm
12	155	0.35% http://www.luraycaverns.com/nearby5.htm
13	113	0.26% http://www.southernhighlands.org/index.htm
14	105	0.24% http://southernhighlands.org/carolina.htm
15	96	0.22% http://www.southernhighlands.org/media.htm
16	91	0.21% http://www.tweetsie.com/plan_your_visit/
17	76	0.17% http://www.southernhighlands.org/special.htm
18	63	0.14% http://www.carta-bus.org/CARTA_Web_Site/Chattanooga_Attractions/Chattanooga_Attractions.html
19	51	0.12% http://www.gsmr.com/links-content.php
20	45	0.10% http://www.theblowingrock.com/links.html
21	38	0.09% http://search.yahoo.com/search
22	38	0.09% http://www.biltmore.com/plan/asheville/attractions.shtml
23	36	0.08% http://search.msn.com/results.aspx
24	32	0.07% http://falcon.jmu.edu/~ramseyil/colonial.htm
25	32	0.07% http://www.google.com/search
26	28	0.06% http://rubyfalls.com/fun/plain/links.htm
27	27	0.06% http://southernhighlands.org
28	25	0.06% http://www.gatlinburgskylift.com/gat_gh.htm
29	21	0.05% http://southernhighlands.org/plugins/Webalizers/admin.php
30	21	0.05% http://www.thelostsea.com/Tours.htm

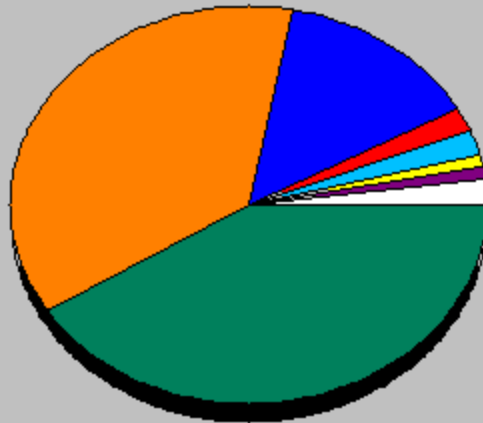
Top 20 of 34 Total Search Strings			
#	Hits		Search String
1	13	17.11%	southern highlands attractions
2	8	10.53%	southern highland attractions
3	8	10.53%	www.southernhighlands.org
4	6	7.89%	southern highlands
5	4	5.26%	north carolina attractions
6	3	3.95%	attractions in north carolina
7	2	2.63%	attractions of north carolina - sky in
8	2	2.63%	kevin spacey barter theatre

9	2	2.63%	luraycaverns
10	2	2.63%	naturalbridgevirginia
11	2	2.63%	ruby sea mount
12	2	2.63%	southern attractions
13	1	1.32%	attractions in the southern highlands
14	1	1.32%	christus gardens
15	1	1.32%	erwin tennessee train excursion
16	1	1.32%	gatlinburg attractions
17	1	1.32%	gatlinburg railroad
18	1	1.32%	gatlinburg sky lift
19	1	1.32%	georgia attractions lost sea
20	1	1.32%	highlands north carolina

Top 1 of 1 Total Usernames									
#	Hits		Files		KBytes		Visits		Username
1	42	0.10%	42	0.12%	685	0.21%	2	0.10%	southernhighlands

Top 15 of 292 Total User Agents			
#	Hits		User Agent
1	17881	40.84%	Mozilla/4.0 (compatible; MSIE 6.0; Windows NT 5.1; SV1; .NET
2	3762	8.59%	Mozilla/4.0 (compatible; MSIE 6.0; Windows NT 5.1; SV1)
3	2160	4.93%	Mozilla/4.0 (compatible; MSIE 6.0; Windows NT 5.1; .NET CLR 1
4	1964	4.49%	Mozilla/4.0 (compatible; MSIE 6.0; Windows NT 5.1)
5	1292	2.95%	Mozilla/4.0 (compatible; MSIE 6.0; Windows NT 5.0)
6	1287	2.94%	Mozilla/4.0 (compatible; MSIE 6.0; Windows NT 5.0; .NET CLR 1
7	1186	2.71%	Mozilla/4.0 (compatible; MSIE 6.0; Windows NT 5.1; SV1; FunWe
8	1166	2.66%	Mozilla/4.0 (compatible; MSIE 6.0; Windows NT 5.1; FunWebProd
9	1149	2.62%	msnbot/1.0 (+http://search.msn.com/msnbot.htm)
10	1025	2.34%	Mozilla/4.0 (compatible; MSIE 6.0; AOL 9.0; Windows NT 5.1; S
11	512	1.17%	Mozilla/4.0 (compatible; MSIE 6.0; Windows NT 5.1;)
12	421	0.96%	Mozilla/4.0 (compatible; MSIE 6.0; Windows 98)
13	314	0.72%	Mozilla/5.0 (Macintosh; U; PPC Mac OS X; en) AppleWebKit/312.
14	291	0.66%	msnbot/0.9 (+http://search.msn.com/msnbot.htm)
15	252	0.58%	Mozilla/5.0 (Windows; U; Windows NT 5.1; en-US; rv:1.8) Gecko

Usage by Country for January 2006



Network (41%)
US Commercial (37%)
Unresolved/Unknown (14%)
United States (2%)
US Educational (2%)
US Military (1%)
Non-Profit Organization (1%)
Other (2%)

Top 28 of 28 Total Countries

#	Hits		Files		KBytes		Country
1	18159	41.48%	13929	40.42%	121587	37.36%	Network
2	16132	36.85%	12612	36.60%	133720	41.09%	US Commercial
3	6081	13.89%	4913	14.26%	44259	13.60%	Unresolved/Unknown
4	825	1.88%	783	2.27%	5561	1.71%	United States
5	759	1.73%	628	1.82%	6718	2.06%	US Educational
6	582	1.33%	555	1.61%	4907	1.51%	US Military
7	325	0.74%	318	0.92%	2410	0.74%	Non-Profit Organization
8	179	0.41%	179	0.52%	1429	0.44%	Australia
9	177	0.40%	176	0.51%	1405	0.43%	US Government
10	127	0.29%	112	0.32%	790	0.24%	Canada
11	65	0.15%	65	0.19%	494	0.15%	Poland
12	56	0.13%	56	0.16%	885	0.27%	New Zealand (Aotearoa)
13	49	0.11%	40	0.12%	286	0.09%	Mexico
14	48	0.11%	47	0.14%	441	0.14%	Netherlands
15	45	0.10%	45	0.13%	137	0.04%	Germany
16	43	0.10%	0	0.00%	13	0.00%	United Kingdom
17	40	0.09%	40	0.12%	339	0.10%	Denmark
18	28	0.06%	1	0.00%	8	0.00%	Japan
19	15	0.03%	0	0.00%	4	0.00%	Italy
20	13	0.03%	11	0.03%	17	0.01%	Tuvalu
21	13	0.03%	0	0.00%	4	0.00%	Taiwan
22	5	0.01%	0	0.00%	1	0.00%	Argentina
23	4	0.01%	3	0.01%	1	0.00%	Russian Federation
24	4	0.01%	4	0.01%	18	0.01%	Seychelles
25	2	0.00%	2	0.01%	13	0.00%	Switzerland
26	1	0.00%	1	0.00%	9	0.00%	Belgium
27	1	0.00%	1	0.00%	13	0.00%	Israel
28	1	0.00%	1	0.00%	0	0.00%	Singapore



Generated by [Webalizer Version 2.01](#)